








# EYFS Home Learning Activities – The Gingerbread Man/Goldilocks and the Three Bears 17.01.22 – 28.01.22 (2 weeks)

Thank you for supporting your children with their learning in this challenging time. Here are some home learning activities linked to our topic that may help keep your child busy, learning and occupied whilst at home.

		Sounds Write	
<p>This week in school we are beginning to learn the story of The Gingerbread Man as our Talk for Writing story (Literacy). We are also listening to the other traditional tale of The Three Little Pigs as part of our 'Once upon a time' topic.</p> <p>If you don't have a copy of the stories you can listen to them here:  <a href="https://www.youtube.com/watch?v=H0uV6nWxO-w">https://www.youtube.com/watch?v=H0uV6nWxO-w</a>  <a href="https://www.youtube.com/watch?v=QLR2pLUsl-Y">https://www.youtube.com/watch?v=QLR2pLUsl-Y</a></p>		<p>This week we are learning the new sounds: y, x, ll, ss, ff, zz. When we have two sounds we say "two letters but they make one sound". We will also continue to recap all of the other phonic sounds we have learned so far. Write these letters (a,i,m,s,t, n,o,p,b,g,h,c, d,e,f,v, z, j, w, r, l, ,u, k, y, x, ss, ff, zz, ll) on pieces of paper and ask your child to rearrange them to make these words- hiss, puff, zap, fox, tax, yes, yap, buzz. After your child has made the words ask them to "Say the Sounds and Read the Word" again for example b/u/zz- buzz. After they have read the word, ask them to "Say the Sounds and Write the Word" using their sound lines to help them.</p> <p>Practice saying and writing the simple sentences: "It can fizz." "A fox in a box." "The man ran in the sun." say the words slowly and ask your child to write it, encourage them to leave a finger space between the words and to read back what they have written.</p>	
Literacy Activities		Fine Motor Skills	
<p>Practise writing your first name using the correct letter formation.</p> <p>Write these words on some paper or post it notes: 'man' 'run' 'can' 'The'. Ask your child to build the sentence "The man can run." By sequencing the words in the correct order. They could then practice reading and writing the sentence and drawing a picture to illustrate the sentence.</p> <p>Write the sounds 'm' 'a' 'n' on post it notes or paper - ask your child to build the word 'man' and write the word 'man'. You could do the same with other characters from the story (fox, cat, dog, pig).</p> <p>Draw a simple story map of the three little pigs story, you could add labels to your story map.</p>			 <p>Ask your grown up to draw different types of lines on some paper - use your scissors to carefully practice cutting along the lines.</p>  <p>Practice cutting out the shape of a gingerbread man and use stickers, ribbons or buttons to decorate him.</p> <p>Thread pasta shapes onto spaghetti - be careful not to snap the pasta!</p>
Craft	Number Activities	Understanding the World	Other ideas to keep you busy
<p>Using different textures of material, create a picture of the houses from the Three Little Pigs.</p>  <p>Use objects from your recycling box to see if you can create a boat for the gingerbread man to help him cross the river. Think about what your boat will look like and what it will be made from - you could draw a 'plan' before you start. Test your boat out in the bath or sink to see if it floats!</p> 	<p>This week we are starting to count up to 10 forwards and backwards.</p> <p>Watch the numberblocks episodes about 6,7,8:  <a href="https://www.bbc.co.uk/iplayer/episodes/b08bzfnh/numberblocks?seriesId=b0bl5v3r">https://www.bbc.co.uk/iplayer/episodes/b08bzfnh/numberblocks?seriesId=b0bl5v3r</a></p> <p>Draw a ten frame on some paper - or you could make a giant ten frame using masking tape. Practice making numbers 6, 7, and 8 on your ten frame. How many empty spaces are left on your ten frame?</p>  <p>Practice counting aloud to 10 forwards and backwards, you could go on a number hunt around your house - e.g. "can you find 6 teddies?" "can you get 4 apples" etc.</p>	<p>Explore floating and sinking at home - collect a range of objects from around your house and test them in some water - watch what happens - do they float? Do they sink? Perhaps you could sort them into groups.</p>  <p>In R.E. we are thinking about 'Special Places' - perhaps you could talk to your family about what places are special to you. You could draw or paint pictures of your special places.</p>	<p>Cosmic kids yoga - Three Little Pigs:  <a href="https://www.youtube.com/watch?v=Nac95KdNaZ0">https://www.youtube.com/watch?v=Nac95KdNaZ0</a></p> <p>BBC School radio - listening skills games:  <a href="https://www.bbc.co.uk/teach/school-radio/eyfs-listening-skills/zbc4y9q">https://www.bbc.co.uk/teach/school-radio/eyfs-listening-skills/zbc4y9q</a></p> <p>Play a board game with your family.</p> <p>Look around your garden to see if you can spot things growing - look for buds on trees and bulbs starting to grow.</p>