


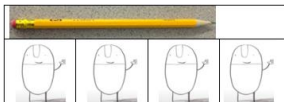










	1	2	3	4	5				
Literacy	<p><a href="https://youtu.be/Lum83DLPXIw">https://youtu.be/Lum83DLPXIw</a> Listen to My many coloured days by Dr Seuss.</p>  <p>After watching the video, answer some questions about the story (saved on the website). You might want to watch it more than once to check that you are right. Think about how you are feeling today - what colour day are you having? There is a purple mash to do quiz also.</p>	<p>My many coloured days by Dr Seuss Read and draw. Read the captions and draw a picture to match.</p> <p><small>My Many Coloured Days by Dr Seuss. Session 2. Read and draw. Read the captions and draw a picture to match.</small></p> <table border="1"><tr><td>On bright blue days I flap my wings.</td><td>Then comes a yellow day. And, I am a busy, buzzing bee.</td></tr><tr><td>Green days. Deep, deep in the sea. Cool and quiet fish. That's me.</td><td>Then come my black days. Mad, and loud. I howl. I growl at every cloud.</td></tr></table>	On bright blue days I flap my wings.	Then comes a yellow day. And, I am a busy, buzzing bee.	Green days. Deep, deep in the sea. Cool and quiet fish. That's me.	Then come my black days. Mad, and loud. I howl. I growl at every cloud.	<p>Look carefully at this spring picture.</p>  <p>Use your best describing words to write sentences about what you can see. Write a sentence about how the picture makes you feel. Don't forget to use your give me five writing skills.</p>	<p>World Book Day! Enjoy the story The Hueys in the new jumper by Oliver Jeffers <a href="https://youtu.be/H7vAbyWV0Ec">https://youtu.be/H7vAbyWV0Ec</a> Rupert is proud of his new jumper. What are you proud of and why? Can you design a new jumper for the Hueys? Try some finger painting to make some Hueys. Wait for the paint to dry before adding some detail. Have fun ☺</p> <p>Mrs Shakesby has kindly put lots of resources for World Book Day on the website for you to explore.</p>	<p>Watch the dot story by Mrs Shakesby. <a href="https://www.youtube.com/watch?v=JDqLTyAn2Ws">https://www.youtube.com/watch?v=JDqLTyAn2Ws</a></p> <p>Can you draw some pictures either of dots or your favourite shape Use lots of different colours you could use colouring pencils, pens, crayons or paints for your pictures. We hope that your picture make you feel happy and proud.</p>
On bright blue days I flap my wings.	Then comes a yellow day. And, I am a busy, buzzing bee.								
Green days. Deep, deep in the sea. Cool and quiet fish. That's me.	Then come my black days. Mad, and loud. I howl. I growl at every cloud.								
Reading	<p><a href="http://collins.co.uk">I Can Do It! (collins.co.uk)</a></p>	<p><a href="http://collins.co.uk">Seasons Scrapbook (collins.co.uk)</a></p>	<p><a href="http://collins.co.uk">Bob's Secret Hideaway (collins.co.uk)</a></p>	<p>Opportunities to share your favourite story with your adults/siblings.</p>	<p>Draw a picture from your favourite story.</p>				
Phonics	<p>Use the Sounds~Write video links on the website to join Mr Matthews teaching the sound /_e_/</p>								
Word of the Week	<p>Plan and write your own sentence using Mrs Skakesby's word of the week. - <b>flourished</b> The daffodils <b>flourished</b> in the flower beds.</p>								
Mathematics	<p>Length and height. Watch the video to support the introduction of measuring length and height. <a href="https://youtu.be/_YzACucjF38">https://youtu.be/_YzACucjF38</a> Challenge 1 Can I compare and order objects by their length? Can I use the words :longest, longer, shortest and shorter to describe my findings. Can you find 4 different socks and put them in order from the shortest to the longest? Try it with different shoes and then toys.</p>	<p>Length and height. Who has the longest foot in your family? Can you prove it?</p>  <p>Draw around your foot on a piece of paper and cut it out carefully. Using your unit of measure (paper clips, pasta shapes or cubes) and find out how long your foot is. Remember to line up your measuring</p>	<p>Length and height. Using a measuring stick. Choose a measuring stick from your garden or from your walk. If you are not able to find a stick for today's challenges, then use a length of string or wool. Can you find 5 different things that are shorter than your stick or length of string and 5 different things that are longer than your stick or piece of string? Draw and label them.</p>	<p>Measure with the Hueys! You could ... print off the measuring with the Hueys challenge from the website.</p>  <p>Or you could draw some furniture for the Hueys and then use your finger painting skills to find out how many Hueys long or tall your</p>	<p>Fluency. Addition and subtraction within 10.</p> <p>2 + 6 =     5 - 4 = 6 + 3 =     8 - 5 = 5 + 2 =     7 - 4 =</p> <p>Can you solve problems using addition and subtraction? Rupert's pencils are 9cm and 4cm long. If he put</p>				

	<p>Remember to use the words shortest and longest to describe them. Take a photo and email it to us.</p> <p>Challenge 2 Measure using things. Choose one type of object that you have lots of to help you measure the length of different objects. You might choose to measure with pasta shapes, cubes or paper clips. Remember to start measuring from the end of your objects and count very carefully. Record your findings</p>  <p>in a table. <u>                    </u> about <u>3</u> </p>	<p>equipment carefully and then count them. Repeat the steps again drawing around the foot of someone else's foot in your house. You might be able to measure the feet in your whole household (ask them first though!). Who has the longest foot and who has the shortest foot? Use your findings to help you prove it eg: My foot is 11 paper clips long. My mum's foot is 20 paper clips long. My mum's foot is 9 paper clips longer than mine.</p>	<p>Can you find something that is twice the length of your stick or piece of string? Use your measuring equipment carefully.</p> <p>Can you find something that is half the length of your stick or piece of string?</p> <p>Choose something to measure using your measuring stick or string - find out how many of your sticks long it is. Maybe you could measure.....your path, a gate, a chair, yourself!</p> 	<p>drawings are. You could make them a bed, or a chair, or a table.</p>  Have fun.	<p>them together, how long would they be?</p>  <p>Rupert measures his bed. It is 5cm long. How long would 2 beds be?</p> <p>Rupert's stick is 12cm long. He snaps 3cm off of it. How long is it now?</p> <p>Rupert's string is 16cm long. He cuts 6cm off of it. How long is it now?</p>
Topic	<p>Art</p>  <p>Look at Lowry's 'Coming from the Mill' picture. Discuss key features, likes and dislikes with your adult.</p> <p>Look out onto your street and draw the outlines of the buildings that you see. Think carefully about the shapes and please don't add colour to your drawings yet.</p>	<p>Science</p> <p>We are now welcoming Spring back.</p> <p>Enjoy a Spring walk with your family and when you get back draw or paint the signs of Spring that you saw,</p>  <p>Please keep your beautiful pictures safe and bring them into school when we return next week.</p>	<p>PE</p> <p><a href="https://www.youtube.com/channel/UCsSS5kMpKCaJ_HhTM9-HKHg">https://www.youtube.com/channel/UCsSS5kMpKCaJ_HhTM9-HKHg</a></p> <p>Enjoy joining in with Moovlee the monkey!</p>	<p>Art</p>  <p>Use half a potato to create a print and make your own Heuy. What will Heuy be doing?</p>	<p>PSHE</p> <p>As we return to school next week, we would love to celebrate what makes you feel proud.</p> <p>You may decide to bring in a piece of work that you have completed or a photograph of something you have achieved (for example, learning to ride your bike).</p> <p>Please bring these into school when we return next week.</p>

Useful Links / Resources	<a href="https://www.youtube.com/results?search_query=storytime+with+the+shakesbies">https://www.youtube.com/results?search_query=storytime+with+the+shakesbies</a> <a href="https://connect.collins.co.uk/school/Primary/BigCatBookShelf.aspx">https://connect.collins.co.uk/school/Primary/BigCatBookShelf.aspx</a> <a href="https://www.pobble365.com/">https://www.pobble365.com/</a>	<a href="mailto:Chestnut.329@educ.somerset.gov.uk">Chestnut.329@educ.somerset.gov.uk</a> <a href="mailto:Sycamore.329@educ.somerset.gov.uk">Sycamore.329@educ.somerset.gov.uk</a> <a href="mailto:Hazel.329@educ.somerset.gov.uk">Hazel.329@educ.somerset.gov.uk</a>
-----------------------------	---	--