






EYFS Home Learning Activities - The Very Hungry Caterpillar 1.3.21

Thank you for supporting your children with their learning in this challenging time. Here are some home learning activities linked to our topic that may help keep your child busy, learning and occupied whilst at home.

Key Skills		Sounds Write	
This week we will be focusing on: -Getting to know The Very Hungry Caterpillar story by reading and telling it to others, -Using our Sounds Write Skills to build simple words, captions and sentences to read and spell, -Learning about the life cycle of a caterpillar, -Using our observation skills to make drawings and paintings of butterflies and caterpillars, -Developing our understanding of numbers to 10, -Learning the days of the week		These are the sounds we have learnt so far: a, i, m, s, t, n, o, p, b, c, g, h, d, e, f, v, r, l, u, k, j, w, z, x, y, ff, ll, ss, zz. We are learning to build words with more sounds so it is really important that your child listens for the sounds when we say the word. Try saying these words and counting the sounds you can hear- nest, jump, milk, slept, crisp, stamp- then try to build these words, have the letters written on paper so you can move them into the right place as you say them. Choose a word and put in a sentence such as -I can gulp the milk. The cat went to the nest. Don't forget to watch the Sounds Write videos we have recorded on the school website!	
Literacy Activities		Fine Motor Skills	
Watch the animated version of the Hungry Caterpillar story here - https://www.youtube.com/watch?v=75NQK-Sm1YY Find the initial sound for the things that the caterpillar eats. Learn the days of the week by listening to the days of the week song here- https://www.youtube.com/watch?v=mXMofxtDPUQ Draw a picture of the different things the caterpillar eats, write the days of the week on separate paper, can you match up the picture to the word? Can you put them in order? Make a lift the flap book to show the life cycle of a butterfly. Don't forget it's World Book Day on March 4 th - if you look on the school website and on Purple Mash, Mrs Shakesby has made some fun things for you to do to celebrate World Book Day at home.		 Cut out a leaf shape or use a real one, make some holes and thread around the edge. You could make a caterpillar at the end of the thread. Practise your handwriting by copying some of the text from your favourite part of the hungry caterpillar story.	
Craft	Number Activities	Understanding the World	Useful info/website links Other ideas to keep you busy
 There's lots of things you can make and do using The Very Hungry Caterpillar for inspiration. Try making a caterpillar hat, recreate the inside cover illustration by finger painting, make a symmetrical butterfly by painting one side of the paper and folding it in half, draw different foods and make a caterpillar paper chain. If you want more ideas, look on Pinterest and search Hungry Caterpillar craft.	Watch this numberblocks episode and find out about the number ten. https://www.bbc.co.uk/iplayer/episode/b08phr1g/numberblocks-series-2-ten Use your finger painting skills to make caterpillars of different lengths.  Visit Oak Academy and watch this lesson about the days of the week. https://classroom.thenational.academy/lessons/exploring-and-discussing-the-days-of-the-week-and-daily-events-6nkgkc	Watch these videos to help you learn about the life cycle of a butterfly. https://www.youtube.com/watch?v=G3VMI-EY2DM https://www.youtube.com/watch?v=3o_nEIX014U Can you make a life cycle like the one shown here? 	Make yourself a caterpillar snack!  Join in with Cosmic Kids Hungry Caterpillar yoga here- https://www.youtube.com/watch?v=xhWDiQRrC1Y Can you build a caterpillar or a butterfly from lego? Have you tried all the food that the hungry caterpillar ate? If there is something you haven't tried, give it a go! You might like it. 