






## EYFS Home Learning Activities – Dear Dinosaur w/c 22.2.21

Thank you for supporting your children with their learning in this challenging time. Here are some home learning activities linked to our topic that may help keep your child busy, learning and occupied whilst at home.

Key Skills	Sounds Write		
<p>This week we will be focusing on:</p> <ul style="list-style-type: none"> <li>• Practising our phonic sounds to make simple words, captions and sentences.</li> <li>• Learning about some of the different ways to send messages to each other using written and printed text.</li> <li>• Creating and writing a postcard to send to someone we know.</li> <li>• Counting to 10, recognising our numbers to 10 and building the numbers 9 and 10.</li> <li>• Developing our understanding of dinosaurs and that they lived a long time ago through our own research.</li> </ul>	<p>Practise saying the sounds we have learnt so far: a, i, m, s, t, n, o, p, b, c, g, h, d, e, f, v, r, l, u, k, j, w, z, x, y, ff, ll, ss, zz. Click here for correct letter sound pronunciations: <a href="http://bit.ly/2Lf6VXJ">http://bit.ly/2Lf6VXJ</a></p> <p>Practise reading, building and writing the following words: dip, pond, duck, six, fast, dig, sand. Remember to draw 3 or 4 sound lines to help you.</p> <p>Have the word <b>pond</b>, for example, written on a piece of paper. Encourage your child to "say the sounds and read the word". Next ask your child to say the sounds to tell you how to write the word. Finally ask your child to "say the sounds and write the word" using 4 sound lines to help them.</p>		
Literacy Activities	Fine Motor Skills		
<p>Practise reading and writing the words: 'I' 'the' 'was' 'of' 'is' 'a' 'for' 'of' 'are' 'all' These are words that we can't sound out yet, but we need to know how to read and spell as they come up lots in our reading books.</p> <p>Listen to Miss Seaward reading the story 'Dear Dinosaur' on the school website. Discuss the story with your grown up. Why did Max want to go to the museum? What did Max send the T-rex on his birthday? How does the story end?</p> <p>Write some sentences with help from your grown-ups: "I am a pen pal"/"Max and the T-rex are pen pals." "I got a duck."/"Max sent the T-rex a duck".</p> <p>Imagine you are the T-rex and you are going on holiday. Where would you go? What would you do? On a clean piece of paper make a postcard to send to Max. Draw a picture and label your postcard with words or letter sounds describing where you are. Write a message to Max on the other side of the postcard with help from your grown up. For example: "To Max from T-rex"</p>			<p>Make some dinosaur footprints using toy dinosaurs, a piece of paper and paint.</p> <p>Make some dinosaur fossils by pressing toy dinosaurs into rolled out play dough. Cut your fossils out using a cutter.</p> <p>Draw a picture of a dinosaur, colour it in and cut it out. See if you can use the scissors by yourself first before asking for help from your grown up. Write your dinosaur name with your grown-up by adding "osaurus" and "rex" to the end of your name, for example: Maxosaurus Rex.</p> 
Craft	Number Activities		Understanding the World
<p>Make a dinosaur skeleton using paper, scissors, glue and cotton buds. You could even use different pasta shapes instead of the cotton buds.</p>  <p>Make a dinosaur collage using paper shapes.</p> 	<p>Cut out ten dinosaurs shapes. Write numbers one to ten on each dinosaur. Ask your child to order the dinosaurs 1-10. Play missing numbers: Order the dinosaurs 2-5 leaving a space for number 4, for example. Which number is missing? Increase the amount of numbers as your child becomes more confident.</p> <p>Using an assortment of objects found around the house, ask your child to find you 9 buttons, for example, and 10 Cheerios. Find different ways to arrange your objects. For example: 9 can be 3 and 3 and 3 buttons. What do they notice?</p>		<p>Use the internet and non-fiction books to find out some dinosaur facts. Draw a picture and write a dinosaur fact.</p> <p>Dinosaurs lived a long time ago and we can find remains of dinosaurs in the form of fossils. Many Ichthyosaurus have been discovered around Street. Use the internet to find out more about these prehistoric creatures.</p> <p>Write a postcard to send to a family member telling them what you have been up to. Don't forget the stamp! Go for a walk and post your postcard.</p>
		Useful info/website links	Other ideas
		<p>Other Dinosaur books:</p>  <p>Watch Andy's Dinosaur Adventures on CBeebies: <a href="http://bbc.in/3aA9iwU">http://bbc.in/3aA9iwU</a></p> <p>Join in with Cosmic Kids Yoga: Tiny the T-Rex on YouTube: <a href="https://youtu.be/rnIDBKD2S78">https://youtu.be/rnIDBKD2S78</a></p> <p>Watch Numberblocks Series 2 on CBeebies and Ten Green Bottles <a href="http://bbc.in/3cHHGZt">http://bbc.in/3cHHGZt</a></p> <p>Don't forget to log on to Purple Mash (Mini Mash) as your teachers have set some other fun learning activities for you to do online.</p>	