






	1	2	3	4	5
Literacy	<p><u>Design and Technology</u> We hope that you enjoyed exploring and investigating moving vehicles last week and that you have had time to design your very own car! We want you to use some time now to make your car - very exciting!! Just like when you made your crispie cakes last week, take some photos of the different steps were needed as these will help you with this week's writing task.</p> <p>Remember, we want to see your finished cars!</p> 	<p>Writing a set of instructions for how you made your car.</p> <p>Your first job is to make a 'you will need' page. Write a list of everything you used to make your car - even list the scissors!</p> <p>How to make a car</p> <p>By _____</p> <p>You will need:</p> 	<p>Now you are going to use your bossy verbs to help you write a set of instructions for how you made your car. You might want to add your photos or draw your own pictures to help your reader know exactly what to do.</p> <p>Top tip! Use words like: First, Next, Finally to help sequence your steps.</p> 	<p>As you know, the best writers read their writing back and check that it makes sense. So now we would like you to read back through your instructions and check that your sentences are clear and bossy. Use your give me 5 picture to check that you have used your best writing skills. Celebrate yet another writing achievement by sending a copy of your instructions to someone in your family or read them to them. They will be able to make a car just like you. Well done.</p> 	<p>Watch Mrs Forsyth make a forest school badge. https://youtu.be/KAVqMvUCLLo</p> <p><u>Make a Forest Badge</u></p> <p>Children will need:</p> <p>Paper or card - an old Christmas card is ideal</p> <p>Glue or double sided tape or sticky tape</p> <p>A collection of found things such as dry leaves / feathers and petals</p>
Reading	<p>Read a giving instructions book from the Collins Big Cat selection. Another great instruction book is: How to make a camp. Maybe you could make a den inside?</p> <p>Username: parents@harpercollins.co.uk</p> <p>Password: Parents!21</p>	<p>/er/ word hunt</p> <p>Hide the real and alien words (uploaded on the website) around your house / in your garden. When you find a word say the sounds and read the word. Decide is it real or alien. Give the real words to your favourite teddy and give the alien words to the bin. Send a photograph to the class email of your two word piles.</p>	<p>Read another giving instructions book from the Collins Big Cat selection. Try: What are you making? See what the children are making. Could you make something similar at home?</p> <p>Username: parents@harpercollins.co.uk</p> <p>Password: Parents!21</p>	<p>Enjoy playing some games based on our sounds~write sound this week - er</p> <p>The ur sound Phase 3 Phonics ur words - BBC Bitesize</p> <p>The er sound Phase 3 Phonics er words - BBC Bitesize</p>	<p>Share the story 'We're Going on a Bear Hunt'.</p> <p>We're Going on a Bear Hunt - YouTube</p> <p>Go on a wellie walk and practise retelling the story.</p> 
Phonics	Use the Sounds~Write video links on the website to join Mrs Simmonds teaching the sound /er/				
Word of the Week	Plan and write your own sentence using Mrs Skakesby's word of the week. - adored - The girl adored her new and very cute puppy.				
Mathematics	https://www.loom.com/share/c857968fc7fb4651882c3e50a1ad3fb5?shareAppSource=personal_library	https://teachers.thenational.academy/lessons/introducing-place-value-ctjkgd	https://teachers.thenational.academy/lessons/using-place-value-with-numbers-to-50-6muk4r	https://teachers.thenational.academy/lessons/comparing-and-ordering-numbers-within-50-part-1-60r30t	https://www.loom.com/share/1f25639cd84547ada1a52a513368c0b1?shareAppSource=personal_library

	Fluency games and the application of known facts. You might want to print off the 1 less than bingo and 1 more than bingo games. Have fun.	Once you have watched the lesson try this quiz https://forms.gle/T4YswHpoQhbouZpEA	Once you have watched the lesson try this quiz https://forms.gle/bh99S1nNb77HYS6M9		APE place value learning check. Looking at common misconceptions by focusing on 'is it?' questions.
Topic	<u>Science</u> Can you show your understanding of animals? You can show us in a way that you choose. For example, a video explanation, a piece of writing, a poster, a piece of artwork. We would love to know all of your wonderful facts!	<u>Well-Being Workout</u> Go on a winter scavenger hunt. Can you find: a bare tree? frosty grass? berries? pine cones? ice?	<u>PSHE</u> How do we look after ourselves? See Purple Mash to do Make a valentine's card to say thank you to someone you love. What else could you make out of a cardboard box, send us your pictures		<u>PE</u> https://www.bbc.co.uk/programmes/m000pqzp
Useful Links / Resources	https://www.youtube.com/results?search_query=storytime+with+the+shakesbies https://connect.collins.co.uk/school/Primary/BigCatBookShelf.aspx https://www.pobble365.com/ https://www.bbc.co.uk/iplayer/episode/b03ybs21/five-fables-1-the-two-mice				Chestnut.329@educ.somerset.gov.uk Sycamore.329@educ.somerset.gov.uk Hazel.329@educ.somerset.gov.uk