





	1	2	3	4	5
Literacy	<p>Watch Mrs Honeywill give instructions on how to make a bird feeder Forest School activity to try at home - YouTube</p> <p>Write a list of the things that you will need to make your bird feeder. It would be great if you could use your list and Mrs Honeywill's instructions to make your own bird feeder.</p> <p>It was the RSPB's big bird garden watch at the weekend, check out the activities in the forest school section of the website.</p>	<p>Watch Mrs Jones making chocolate crispie cakes. https://youtu.be/wfBAiNWSjuI</p> <p>Write a list of the things you will need to make your own chocolate crispie cakes.</p> <p>It would be awesome if you could use your list to make your own chocolate crispie cakes. Take some photos of the different steps as you make the cakes, these will help you later in the week.</p>	<p>Purple mash to do 1. Find the sequencing chocolate cakes to do and see if you can put the pictures in the right order.</p> <p>Purple mash to do 2 - think about how other fun foods are made, like jelly and pancakes. Play the sequencing game and see if you can put the pictures in the right order.</p> <p>Use giving and following instructions in your daily routine eg how to make a sandwich for lunch, how to make your bed, how to tidy your toys. Keep the instructions short and clear.</p>	<p>To help you get ready for writing your instructions we want you to know all about being bossy! Good instructions need to be short, focused and clear. They often begin with a doing word eg Mix the chocolate and the crispies. Learn all about bossy verbs by watching video clips and joining in with some fun activities on bbc bitesize Using bossy verbs to write instructions - Year 2 - P3 - English - Catch Up Lessons - Home learning with BBC Bitesize - BBC Bitesize</p>	<p>Purple mash to do. Use what you know about bossy verbs and making chocolate crispie cakes and write your own set of instructions so Mrs Nester can make the cakes too. Remember to sequence your instructions carefully and make each step very clear. You could use your photos in the instructions.</p>  <p>Good luck.</p>
Reading	<p>Read a giving instructions book from the Collins Big Cat selection. 'How to make a hat' is one of my favourites. Make your own hat after reading!</p> <p>Username: parents@harpercollins.co.uk</p> <p>Password: Parents!21</p>	<p>Use the sheet uploaded on the website - can you say the sounds to read words and work out if they are real or alien? Challenge - Can you write a super sentence using one of the real words?</p>	<p>Read another giving instructions book from the Collins Big Cat selection. Try:</p> <p>How to make a sock puppet</p> <p>Username: parents@harpercollins.co.uk</p> <p>Password: Parents!21</p>	<p>Enjoy reading a story based on our sounds~write sound this week - er Surfer Girl (starfall.com)</p>	<p>Share your favourite Elmer story on storytime with the shakesbies https://youtu.be/JmpbrCzJAZg</p> <p>Discuss and draw your favourite part of the story.</p>
Phonics	Use the Sounds~Write video links on the website to join Mrs Jones teaching the sound /er/				
Word of the Week	Plan and write your own sentence using Mrs Skakesby's word of the week. - tangled Mrs Honeywill loves her tangled forest school!				
Mathematics	<p>We are beginning a new block of maths learning. We are going to be learning about the place value of numbers up to 50. This means that we are going to be thinking carefully about the value of these numbers -</p>	<p>https://classroom.thenational.academy/lessons/sequencing-numbers-to-50-cmtkjt</p> <p>When you have completed the lesson have a go at this quiz</p>	<p>https://classroom.thenational.academy/lessons/grouping-and-counting-in-tens-60t3ee</p> <p>When you have completed the lesson have a go at this quiz</p>	<p>https://classroom.thenational.academy/lessons/exploring-tens-and-ones-cru38d</p> <p>When you have completed the lesson have a go at this quiz</p>	<p>Fluency and APE Join Mrs Simmonds and APE. Play true or false and guess my number</p>

	<p>how many tens do they have and how many ones? We want the children to develop this understanding through practical exploration so today we would like you to either print out and make some tens and ones from the website or use something like lego bricks - long bricks for the tens, little bricks for the ones. Give your child one of these numbers and together build the number using your tens and ones and record like this:</p> <div> <div>24</div> <div>2 tens 4 ones</div> <div></div> </div> <p>Explore: 35, 27, 41, 18 Challenge questions: Which is number has the greatest value? How do you know? Which number has the smallest value? How do you know? Please see bbc bitesize for extra support How to count with tens and ones - BBC Bitesize</p>	<p>https://forms.gle/Js9WG3S3Bu91b9bv5</p> 	<p>https://forms.gle/SEJwP9MEHgh7Xkrp7</p> 	<p>https://forms.gle/fJhS9GnjokHQCgDT7</p> 	<p>https://www.loom.com/share/cefd89f85eda44f8a0071a506253758e?shareAppSource=personal_library</p>
Topic	<p>Design and Technology https://www.bbc.co.uk/teach/class-clips-video/design-and-technology-ks2-axles/zmhfvk7</p> <p>Go on a hunt around your house/look out of your window and see if you can find any wheels and axles. Opportunities to play with toy cars/tractors/trains</p> <p>Can you design a car? Think about who is going to drive the car.</p>	<p>Science https://youtu.be/GbF_wFnzr7o</p> <p>Click on the link to watch and join in with this week's science lesson. Further develop your understanding of why animals look the way that they do. Enjoy making your own camouflaged animal.</p>	<p>Computing <u>Watch Mrs Jones and Monty program toys</u> https://www.youtube.com/watch?v=iOabeIEzwVo</p> <p>If you have remote control toys at home, ask your child to program them to get them to a desired place. Understand the steps needed to give the toy clear directions so that it follows your commands.</p> <p>If you don't have programmable toys at home, play the same role play game where you and your child take</p>	<p>PSHE Managing feelings - ways to help us feel good. Watch the bbc bitesize clip Feeling good - family and friends - KS1 PSHE and Citizenship - BBC Bitesize. Talk about how the little boy was feeling at the beginning of the clip. What changes did he make? Plan something that you will do today to help you smile. You might print off a mindfulness sunshine colouring or wiggle with the supermovers. Super Mood</p>	<p>PE Play Simon says - don't forget to use bossy commands! Watch Jack Hartmann's get fit video to give you movement ideas. Have fun! Let's Get Fit Count to 100 2020 Version Jack Hartmann - YouTube</p> <p>https://www.bbc.co.uk/teach/class-clips-video/pe-ks1-get-fit-jack-hartmann/zmhfvk7</p> <p>Play Simon Says with Mrs Jones here:</p>

	See Purple Mash to do or have a go on paper and send a photograph to your class email. Challenge - label your design		it in turns to give or follow instructions such as 'take 4 steps forward. Turn left.'	Movers - Coping with feelings - BBC Teach	https://www.youtube.com/watch?v=dfUsIkGRoIA
Useful Links / Resources	https://www.youtube.com/results?search_query=storytime+with+the+shakesbies https://connect.collins.co.uk/school/Primary/BigCatBookShelf.aspx https://www.pobble365.com/ https://www.bbc.co.uk/iplayer/episode/b03ybs21/five-fables-1-the-two-mice				Chestnut.329@educ.somerset.gov.uk Sycamore.329@educ.somerset.gov.uk Hazel.329@educ.somerset.gov.uk