







EYFS Home Learning Activities – Out and About 1.2.21

Thank you for supporting your children with their learning in this challenging time. Here are some home learning activities linked to our topic that may help keep your child busy, learning and occupied whilst at home.

Key Skills		Sounds Write	
<p>This week we will be focusing on</p> <ul style="list-style-type: none"> Re-telling the story We're Going on a Bear Hunt Using our Sounds Write Skills to read and write simple words, captions and sentences Continuing to develop our understanding of numbers being made up of other numbers Combining Groups of objects to find a total. Recognising and using the '+' symbol Discussing and naming different environments 		<p>We have learned the following sounds: a, i, m, s, t, n, o, p, b, c, g, h, d, e, f, v, k, r, l, u, j, w, z</p> <p>Practise saying the sounds in isolation for your child to write, alternatively you could have the sounds pre-written on paper, say the sound and ask your child to find the correct one.</p> <p>Practise reading, building and writing the following words: cup, pad, den, mug, pet, rib, lip, rug, zip, wag, wet, jog</p> <p>Remember to use sound lines under each sound to help you.</p> <p>If you would like a challenge: Have the word bump written on a piece of paper. Encourage your child to "say the sounds and read the word". Next ask your child to say the sounds to tell you how to write the word. Finally ask your child to "say the sounds and write the word" using 4 sound lines to help them.</p> <p>There are some recorded Sound~Write lessons to support you on the school website. https://www.hindhayes.co.uk/page/?title=Sounds%2DWrite&pid=444</p>	
Literacy Activities		Fine Motor Skills	
<p>Practise reading and writing the words: 'I' 'the' 'was' 'of' These are words that we can't sound out yet, but we need to know how to read and spell as they come up lots in our reading books. Write the sentences "Get in the bed." And "Run to the den." and draw pictures to illustrate your sentence.</p> <p>Practise your handwriting of these sounds: w, j, z - make sure you start and end your letters in the correct place.</p> <p>Watch Mrs Lukins on the school website tell the story of We're Going on a Bear Hunt using a story map. Can you make a map of the story? See if you can add labels like 'mud' and 'bed'.</p> <p>Watch this video on YouTube- it's called we're Going on a Lion Hunt by David Axtell https://www.youtube.com/watch?v=zIKraQZ11x0 can you make up a story with a different animal? Draw the animal you would like to find.</p>		<div style="display: flex; justify-content: space-around; align-items: center;"> <div style="text-align: center;">  <p><i>We're Going on a Bear Hunt</i> Michael Rosen Helen Oxenbury</p> </div> <div style="text-align: center;">  <p>Make some bear toast, practice spreading chocolate spread or jam and add eyes, ears, nose and a smile using other food.</p> </div> </div> <p>Can you make your own bear, using 2d shapes? You could draw around things to help you make your shapes.</p> <div style="display: flex; justify-content: space-around; align-items: center;">  <p>Get your grownup to draw the outline of a bear. Use your fingers or a cotton bud to dot paint your bear picture.</p>  </div>	
Craft	Number Activities	Understanding the World	Useful info/website links Other ideas to keep you busy
<p>Take a walk outside and collect some leaves, sticks and other things along the way, draw or paint a map of your journey and stick the items where you found them.</p> <p>Make a picture of the story, starting at the top with the grass and moving down through the different parts of the story. Use different textured objects to make the different parts of the story.</p> 	<p>Continue practicing counting to 8 - see if you can order numbers to 8, count quantities up to 8, find different ways to make 8 by combining 2 groups of objects.</p> <p>Introduce children to the '+' sign. Explain that it means 'add' or 'plus'. Practise some simple adding (make sure the total doesn't go above 8). Adults could model writing the number sentence for the children to work out e.g. "1+4 = ____". Use objects to help children visualise the combining.</p> <p>This is a useful video to support teaching how to add. https://whiterosemaths.com/homelearning/early-years/growing-6-7-8-week-2/</p>	<p>Find out one interesting fact about a bear, you could ask your grown up to help you write your fact. If you can include a drawing of your bear.</p> <p>Visit the Woodland Trust website for some ideas for things to do in the woods near your home https://www.woodlandtrust.org.uk/visiting-woods/things-to-do/children-and-families/</p> <p>Go on a 'tiny treasure hunt' with your family. Hunt for really small things that will fit into a small pot or matchbox - you could use a magnifying glass to investigate your items.</p> <p>After watching the story We're Going on a Lion Hunt by David Axtell perhaps you could find out about other animals that live in Africa.</p> 	<p>Paignton Zoo have some live webcams of their animals you can watch. https://www.paigntonzoo.org.uk/explore/webcams</p> <p>Boromi are offering daily play emails to those who sign up during school closures. You will receive a home based play activity every morning using bits and bobs from around the house. https://boromi.us5.list-manage.com/subscribe?u=fbf77d80b5426a97fe25e4316&id=6e4952f01f</p> <p>Don't forget to log into Purple Mash (Mini Mash) your teachers have set some other fun learning activities for you to do online</p>