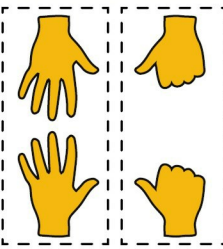
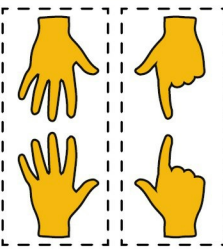
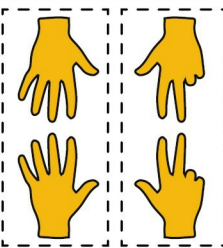
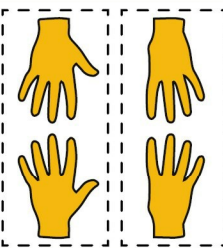
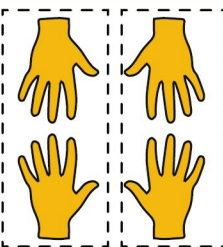


Complete the place value table and the sentence.

Example		<table border="1"> <thead> <tr> <th>Tens</th> <th>Ones</th> </tr> </thead> <tbody> <tr> <td>1</td> <td>2</td> </tr> </tbody> </table>	Tens	Ones	1	2	Double 6 is <b>12</b>
Tens	Ones						
1	2						
Double 7		<table border="1"> <thead> <tr> <th>Tens</th> <th>Ones</th> </tr> </thead> <tbody> <tr> <td></td> <td></td> </tr> </tbody> </table>	Tens	Ones			Double 7 is <input type="text"/>
Tens	Ones						
Double 8		<table border="1"> <thead> <tr> <th>Tens</th> <th>Ones</th> </tr> </thead> <tbody> <tr> <td></td> <td></td> </tr> </tbody> </table>	Tens	Ones			Double 8 is <input type="text"/>
Tens	Ones						
Double 9		<table border="1"> <thead> <tr> <th>Tens</th> <th>Ones</th> </tr> </thead> <tbody> <tr> <td></td> <td></td> </tr> </tbody> </table>	Tens	Ones			Double 9 is <input type="text"/>
Tens	Ones						
Double 10		<table border="1"> <thead> <tr> <th>Tens</th> <th>Ones</th> </tr> </thead> <tbody> <tr> <td></td> <td></td> </tr> </tbody> </table>	Tens	Ones			Double 10 is <input type="text"/>
Tens	Ones						

#### Talking Tip

For this exercise, you can support your child by the two of you 'acting out' the doubles with your own hands. Touch hands to emphasise the 'ten and a bit', for example for double 6, "That's right, you have one full set of 10 [touch your full hand of 5 to their full hand of 5] and 2 more ones [touch your other hand to their other hand]." Record this in the place value chart in the middle column and complete the sentence.

Encourage your child to do as much of the talking as they are able and link their responses back to the hands structure.