


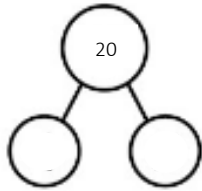


	1	2	3	4	5
Literacy	<p>Your first challenge of the week is to use your new characters and use them to draw your new version of the story eg The Cheetah and the Sloth. Print out or draw an empty story road and carefully tell your new story using your pictures to help you. We would love to see your story roads so remember to send photos in!</p> 	<p>Using your NEW story plan, play story telling tennis with your adult. Can you get to the end? Your new story plan should be very similar to the Hare and the Tortoise plan. Print off the story word mat and use it to help you write the beginning of your story. Use your workbook from school or some lined paper. Don't forget your give me five skills.</p> 	<p>We hope you are feeling really proud of your story writing so far! Read it back through.</p> <p>Now you are going to write the middle part of your story. Remember to say your sentence before you write it.</p> <p>Draw a picture in your book to match this part of the story or use 2publish on purple mash to draw a picture on the computer.</p>	<p>We are nearly there! Read back through your story so far and check that it all makes sense.</p> <p>Now you are going to write the end of the story – the part that has that special message – Slow and steady wins the race!</p> <p>When you have finished your story, celebrate it by sharing it with another family member on zoom, through facetime or over the phone. They will be every bit as proud of you as we are! Well done.</p>	<p>You have worked really hard to learn a story, create your own story and then write it!</p> <p>We think you deserve a big well done.</p> <p>Print out a writing rosette or make your own. Wear it with pride 😊.</p> 
Reading	<p>Share a story. What did you like about the story and why? What did you dislike about the story and why?</p>	<p>Use the sheet uploaded on the website – can you say the sounds to read words and work out if they are real or alien?</p> <p>Challenge – Can you write a super sentence using one of the real words?</p>	<p>Click on the books below to read them online.</p> <p>Helper bird</p> <p>Night Animals</p> <p>The Hare and the Tortoise</p> <p>Animals in Hiding</p> <p>The Fantastic Flying Squirrel</p> <p>What's Underground</p> <p>Login: Username parents@harpercollins.co.uk</p> <p>Password: Parents121</p>	<p>Sound detectives - read 'Oakley the Toad' (uploaded on the website). Can you spot and highlight all of the words with the sound /oa/?</p>	<p>Share a story. Discuss your favourite character.</p>
Phonics	Use the Sounds~Write video links on the website to join Miss Heavyside teaching the sound /oa/				
Word of the Week	<p>Plan and write your own sentence using Mrs Skakesby's word of the week. - was that last weeks?</p> <p>This week's word is: shooting</p> <p>The first snowdrops were shooting from the soil.</p>				

Mathematics	https://teachers.thenational.academy/lessons/to-use-the-make-ten-strategy-to-add-two-1-digit-numbers-part-1-70r62e Watch the video (part 1) on making 10 to add Using the blank ten frames (uploaded on the website) and 10 items (e.g. buttons, cheerios) practise making 10 to add to answer these number sentences. $9 + 2 =$ $5 + 6 =$ $3 + 9 =$ $7 + 5 =$ $8 + 3 =$ $4 + 7 =$	https://teachers.thenational.academy/lessons/to-use-the-make-ten-strategy-to-add-two-1-digit-numbers-part-2-60rk4t Watch the video (part 2) on making 10 to add Once you have watched the video have a go at this quiz https://forms.gle/qSuccdwraqnBfggSEL6	https://www.loom.com/share/d8de3b13ddcc4896b02deccf203d5b4f?sharedAppSource=personal_library Join in with Mrs Simmonds and work through some more 'making 10 and then' number sentences. Have your 10 frames ready and your counters.	https://www.loom.com/share/e4372e00908d41e88bbe968a01e24fc1?sharedAppSource=personal_library Join in again with Mrs Simmonds as we use number bonds to 10 to help us find number bonds to 20.	Fluency Activity  Apply your number bonds to 10 to work out your number bonds to 20. How many part-part-whole models can you complete? Can you write the two addition and two subtraction number sentences to match?
Topic	<u>History</u> Look at the picture of the old car and the new car. What is the same? What is different? Challenge - can you write a super sentence explaining a similarity and a difference?	<u>Science</u> Choose two animals to research (e.g. a horse and a frog). You might look at what they eat, what animal group they belong to and their structure. Can you write sentences about what is the same about the animals and what is different about the animals? Don't forget to remember to give me 5 and send photographs of your writing to the class emails.	<u>Computing</u> Using the Chatterpix app create your new character and practise retelling the story. Send your videos to the class emails.	<u>PSHE</u> https://www.youtube.com/watch?v=Dk34uBc6U00 Think about the rules we have at school (e.g. no running in the corridor) and the rules you have at home (e.g. say please and thank you). Why do we have rules? Are there any rules that are the same for in school and at home? See Purple Mash to do.	<u>PE</u> Joe Wicks workouts https://www.bbc.co.uk/programmes/m000jycy https://www.bbc.co.uk/teach/supermonsters/just-for-fun-the-vamps-12/zfb6kmm
Useful Links / Resources	https://www.youtube.com/results?search_query=storytime+with+the+shakesbies https://connect.collins.co.uk/school/Primary/BigCatBookShelf.aspx https://www.pobble365.com/ https://www.bbc.co.uk/iplayer/episode/b03ybs21/five-fables-1-the-two-mice				Chestnut.329@educ.somerset.gov.uk Sycamore.329@educ.somerset.gov.uk Hazel.329@educ.somerset.gov.uk